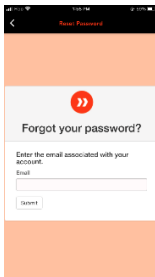


How to reset password on Parent Application?

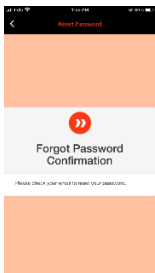
1. Open Application and click on RESET PASSWORD link.



2. Enter email the registered email address and click on Submit Button.



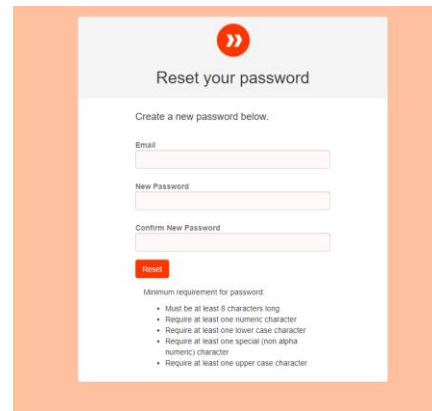
3. It will send reset link in the email entered in the above step.



4. Click on the link you received in the email



5. Enter the same email address and new password. Click on the Reset button to reset the password.



6. You will receive the confirmation message. Start using application with new password.

